

THANK YOU FOR PURCHASING PLA'S

2024 Early Literacy Activities Calendar

Each month, print out these bright, activity-packed calendars and share them with your library's families.

Based on the **Every Child Ready to Read®** practices of reading, writing, singing, talking, playing, and counting, each download contains twelve months of learning activities, book lists, nursery rhymes, and more.

One side is a calendar which suggests a fun, skills-building activity for each day; the other side contains supplementary content like nursery rhymes, early literacy tips, song lyrics, or suggested reading material.

This calendar is designed and optimized for printing purposes. While it is provided in a digital format for your convenience, it is not optimized for digital viewing or interactive use. To provide patrons the best quality and experience, print and distribute physical copies.

Visit pla.org for more information about the Public Library Association.

Visit everychildreadytoread.org for more information about Early Childhood Literacy.

Use the space on the upper right of the calendar page to customize with your library's logo and contact information.



This calendar is subject to copyright protection. Unauthorized reproduction, distribution, or commercial use is prohibited.



ISBN 978-083893921-5



9

780838

939215

JANUARY 2024

Daily literacy-building activities to share with your child.

SUNDAY	MONDAY	TUESDAY	WEDNESDAY	THURSDAY	FRIDAY	SATURDAY
	1 WRITING Draw the numbers 2024 and color them with your child. Talk about the upcoming year. 	2 PLAYING Play "Riddle Me." Take turns offering riddles. <i>I'm white and fluffy and float in the sky. I can be gray when it rains. What am I? Yes! Clouds!</i>	3 TALKING Tell your child about winter weather and how cold it can be in some places. Is your area cold or mild? Share your favorite thing about winter.	4 SINGING Play or sing a song your child is familiar with and act it out while you are singing or while it is playing.	5 COUNTING Weigh your child and write it here: _____ Save the calendar and measure again in June.	6 READING Visit the library (or the library's website if the building is not open) and check out a book together.
7 WRITING With your child write down (and talk about) important dates on a 2024 calendar.	8 PLAYING Create an obstacle course and give your child directions. <i>Go around the chair, go over the book, pick up the spoon, turn around and come back.</i>	9 TALKING Talk about colors. Ask your child what their favorite color is and share what your favorite color is. Talk about things that are those colors.	10 SINGING Play a favorite song and have a silly dance contest. 	11 COUNTING Measure your child's height and write it here: _____ Save the calendar and measure again in June.	12 READING Use your finger to follow along with the words in the book as you read to your child today.	13 WRITING Write these questions and help your child answer them. Then decorate the page. <i>My name is _____.</i> <i>I am _____ years old.</i>
14 PLAYING Play "Follow the Leader." Do things and ask your child to do the same. <i>Touch your head, Turn around, Sit down, Stand up again!</i>	15 TALKING Talk about food. <i>Which food do you each think is the most delicious? What do you want to eat for dinner?</i>	16 SINGING Sing or say "Twinkle, Twinkle, Little Star." <i>(Words are on the back. ➡)</i>	17 COUNTING Sing or say "Five Little Snowmen." <i>(Words are on the back. ➡)</i> 	18 READING Be a reading role model. Let your child see you reading a book or magazine. 	19 WRITING Write these questions and help your child answer them. Then decorate the page. <i>My favorite color is _____.</i> <i>My favorite animal is _____.</i>	20 PLAYING Go on a scavenger hunt.  <i>Look for things that begin with T.</i> <i>Toys, trees, toes.</i>
21 TALKING Help your child place ice cubes in various places inside your home. Talk about which melts first. 	22 SINGING Make up silly songs about everyday activities. <i>This is the way we brush our teeth, brush our teeth, brush our teeth, to make them very clean!</i>	23 COUNTING Count snacks. <i>How many crackers are there?</i>	24 READING Read a book about winter.	25 WRITING Take turns using your finger to draw shapes in the air and guessing what the shape is. <i>Circle, square, triangle, heart, diamond, etc.</i>	26 PLAYING Play "I Spy." Give the first letter of an object as a clue. <i>I spy with my little eye something that begins with... D. Yes, dish!</i>	27 TALKING Give your child choices. <i>Would you rather wear your white shirt or your purple shirt?</i> <i>Would you rather play with the ball or the blocks?</i>
28 SINGING Sing or say "Hickory Dickory Dock." <i>(Words are on the back. ➡)</i>	29 COUNTING Measure your feet day! Line up all the family's shoes and boots. Whose are the biggest? The smallest?	30 READING Choose a letter of the day. Point out the letter wherever you see it today.	31 WRITING Use words or pictures to make lists of favorite things, places they want to visit, or things they're curious about.			

You have been your child's teacher from the day he or she was born.

You know more about your child than anyone else, and you are in the best position to help your child get ready to read. Whether your child is four days old or four years old, it is not too early or too late to help him or her develop pre-reading skills. You can help your child learn language and other literacy skills with simple and fun activities like those in this calendar.

TWINKLE, TWINKLE, LITTLE STAR

Twinkle, twinkle, little star
How I wonder what you are
Up above the world so high
Like a diamond in the sky
Twinkle, twinkle little star
How I wonder what you are



HICKORY DICKORY DOCK

Hickory Dickory Dock,
The mouse ran up the clock.
The clock struck one
And down he run.
Hickory Dickory Dock
Tick Tock!

FIVE LITTLE SNOWMEN

Five little snowmen standing in a row,
(Hold up five fingers)
Each had a hat and a big red bow.
(Put hands on head and then neck)
Out came the sun and stayed all day,
(Circle arms overhead)
And one little snowman melted away.
(Slump down)

REPEAT WITH 4, 3, 2, 1, UNTIL NO SNOWMEN ARE LEFT.



Books to Read this Month

Check out these books at the library. If they are not available, ask the librarian for a recommendation.

FOR READERS AGES 0-3

Grandma and Me

by Carole Boston Weatherford

If You Were a Penguin

by Florence Minor

FOR READERS AGES 3+

The Midnight Babies

by Isabel Greenberg

Sometimes I Kaploom

by Rachel Vail



FEBRUARY 2024

Daily literacy-building activities to share with your child.

SUNDAY

MONDAY


TUESDAY

WEDNESDAY

THURSDAY

FRIDAY

SATURDAY

SUNDAY		MONDAY		TUESDAY		WEDNESDAY		THURSDAY		FRIDAY		SATURDAY	
								1 WRITING		2 PLAYING		3 TALKING	
								Have your children draw a picture and then encourage them to describe what's happening in the picture using words and sentences.		Play the yes-no game! <i>Is the sky purple? Is the cat pink? Is the door closed?</i> 		Ask your child questions that have more than a yes or no answer. <i>What is something fun we did today and what can we do tomorrow?</i>	
4 SINGING		5 COUNTING		6 READING		7 WRITING		8 PLAYING		9 TALKING		10 SINGING	
Clap along to a favorite song. Emphasize the slow parts and the fast parts. 		Look at a calendar together. Count the number of days until Valentine's Day. Draw a heart around February 14.		Pick a book to read together. Stop reading before the end and ask your child, "What do you think will happen?"		Let your child scribble and draw. Encourage them to "sign" their name on the drawing.		Go on a scavenger hunt. Look for things that are red like stop signs, blankets, shirts, socks, and Valentine's Day decorations.		Sit on the floor and imagine you are going to the moon in a rocket ship. What do you see? <i>There goes a house, there go the clouds, there's the moon!</i>		Say or sing "Zoom Zoom Zoom" together. <i>(Words are on the back. ➡)</i>	
11 COUNTING		12 READING		13 WRITING		14 PLAYING		15 TALKING		16 SINGING		17 COUNTING	
Count your steps today. From the bedroom to the kitchen. From the front door to the corner and then from there all the way back home.		Pick a letter of the day. Look for it everywhere today: on license plates, at the grocery store, and in books you are reading together.		Sing the "Alphabet Song" slowly and write the letters in the air with your finger as you sing. <i>(Words are on the back. ➡)</i>		Happy Valentine's Day! Play musical hearts. Place numbered paper hearts on the floor. Call out numbers for your child to run to.		Talk about your family's plans for today. What is your child excited to do or see? 		Sing or Say "The More We Get Together." <i>(Words are on the back. ➡)</i>		Recite the rhyme, "One, Two, Buckle My Shoe." <i>(Words are on the back. ➡)</i> 	
18 READING		19 WRITING		20 PLAYING		21 TALKING		22 SINGING		23 COUNTING		24 READING	
Look at the covers of books before reading them. Talk about what the books might be about.		Trace shapes and letters in a shallow tray of flour, salt, or baking soda. 		Make a tent out of blankets and pretend to be camping in the forest. Draw maps and use them to take hikes around your house.		Introduce a new word to describe how you feel. Say "I am delighted" rather than "I am happy."		Sing a favorite song together. Change the words to make it silly or to incorporate your child's name.		Play store. Set up a little store with items in your house and take turns being the shopper and the checkout clerk.		Point out signs everywhere today. Explain what they say and how they help. 	
25 WRITING		26 PLAYING		27 TALKING		28 SINGING		29 COUNTING					
Make a chart of family preferences. List family member names and their favorite colors, flavors of ice cream, fruit, etc.		Use masking tape to make lines or shapes on the floor. Walk along the tape like a pretend balance beam.		Talk about concepts like "on" and "off" when you put on and take off hats and jackets.		Make music with things you have in the house—pots, pans, spoons—and sing and dance to the music you make.		Use building blocks to create towers. Count the blocks as you stack them.					

How we read to children is as important as how often we read to them.

No matter what your child's age, reading together with your child—or shared reading—is the single most important activity that you can do to help your child get ready to read. Engage your child in back and forth conversations about the books you read. Children learn more words when they have the opportunity to respond to questions. If English is not your first language, speak to your child in the language you know best. This allows you to explain things to your child more fluently.

ZOOM, ZOOM, ZOOM

Zoom Zoom Zoom,
We're going to the moon,
(point to the sky)

Zoom Zoom Zoom,
We're leaving very soon,
If you want to take a trip,
Climb aboard my rocket ship,

Zoom Zoom Zoom,
We're going to the moon,
(point to the sky)

Zoom Zoom Zoom,
We're leaving very soon.

10, 9, 8, 7, 6, 5, 4, 3, 2, 1 Lift off!
(children can jump up or lift baby up)

ALPHABET SONG

A-B-C-D-E-F-G
H-I-J-K-L-M-N-O-P
Q-R-S ... T-U-V
W - X ... Y and Z
Now I know my ABCs
Next time won't you sing with me?

THE MORE WE GET TOGETHER

The more we get together
Together, together
The more we get together
The happier we'll be
'Cause your friends are my friends
And my friends are your friends
The more we get together
The happier we'll be

ONE, TWO, BUCKLE MY SHOE

One, two; buckle my shoe.
Three, four; shut the door.
Five, six; pick up sticks.
Seven, eight; don't be late.
Nine, ten; do it over again!



Books to Read this Month

Check out these books at the library. If they are not available, ask the librarian for a recommendation.

FOR READERS AGES 0-3

My Party, Mi Fiesta -A Coco Rocho Book
by Raúl the Third (text is in English and Spanish)

How to Count to One
by Caspar Salmon

FOR READERS AGES 3+

You Rule!
by Rilla Alexander

**What Happened
to You?**
by James Catchpole



MARCH 2024

Daily literacy-building activities to share with your child.

SUNDAY

MONDAY




TUESDAY

WEDNESDAY

THURSDAY

FRIDAY

SATURDAY

SUNDAY		MONDAY		TUESDAY		WEDNESDAY		THURSDAY		FRIDAY		SATURDAY	
										1 WRITING		2 PLAYING	
										Using masking tape, write your child's name in large letters on the floor. Trace each letter by walking on it or by pushing a toy car.		Go for a walk outside, see if you can spot the following: <i>A Squirrel; A Car; A Tree; An Airplane</i>	
3 TALKING	4 SINGING	5 COUNTING	6 READING	7 WRITING	8 PLAYING	9 TALKING							
Play show and tell to build speaking confidence. Everyone chooses something they're interested in and talks about it.	Sing about what you are doing. <i>This is the way we eat our food, eat our food, eat our food. This is the way we put on our shoes, etc.</i>	Have your child help you prepare a recipe by helping measure and count cups and spoonfuls.	As you read, point out a picture and talk about it. <i>That's a tree. Trees have branches and leaves. Birds sometimes build nests in them.</i>	Practice drawing facial expressions. Draw a happy face, a sad face, a surprised face, an angry face, a silly face.	Pretend you and your child are diving in the ocean. What might you see? Describe the beautiful marine life you see.	Point to and name body parts. <i>Where is your mouth? Where are your ears? Where are your toes?</i>							
10 SINGING	11 COUNTING	12 READING	13 WRITING	14 PLAYING	15 TALKING	16 SINGING							
Gather some household items to use as instruments. Have a fun parade marching around the house singing and making music.	Say or sing "Five Little Froggies." <i>(Words are on the back. ➡)</i>	Show your child a selection of books. Ask which they'd like to read first, second, etc.	Invite your child to help you write an email or text message to a relative. Show how you pick out the letters on the keyboard.	Line up chairs and pretend to drive a city bus. Take turns driving and being the passenger. Call out the stops!	Use a block to pretend to talk on the phone. Hand the block to your child and say, "They want to talk to you."	Sing or say and act out "Here is the Beehive." <i>(Words are on the back. ➡)</i>							
17 COUNTING	18 READING	19 WRITING	20 PLAYING	21 TALKING	22 SINGING	23 COUNTING							
Use masking tape to measure yourself and your child on a wall. Compare the sizes. Who is taller? Who is shorter?	Share what you are reading with your child. Read aloud a portion of a magazine, book, or newspaper that you are reading.	Write a shopping list together. Take it to the store and check off the items as they are selected.	Pretend to be birds. Flap your wings and whistle and tweet. Talk about your favorite birds.	Spring is here! Talk about what to expect in Springtime like warmer weather, rain and mud, flowers and trees beginning to blossom.	Sing and dance "The Hokey Pokey." <i>(Words and actions are on the back. ➡)</i>	Place several objects on a table. Talk about which is largest, which is heaviest, which is smallest.							
24 READING	25 WRITING	26 PLAYING	27 TALKING	28 SINGING	29 COUNTING	30 READING							
Make labels for common items in your home.	Create a writing box together. Include paper and crayons. Decorate the outside and leave it within easy reach of your child.	Make a tent with sheets and furniture. Pretend you are camping. What do you see? What do you hear?	Have your child "interview" family members or friends with fun questions. This encourages them to ask questions and listen actively.	Play or sing your favorite song together. Sing it fast, sing it slow. Sing it loud, sing it in a whisper.	Collect a variety of rocks and pebbles. Write numbers on each. Help your child put them in order.	Help your child notice words throughout the day. Point out street signs, words on food cartons, billboards, and more.							
31 WRITING													
Draw and decorate the alphabet together.													

Playing to learn new words.

Play is one of the best ways for children to learn language and literacy skills. Play helps children feel a sense of accomplishment and self-confidence. This motivates them to try new experiences and not to give up when something seems difficult. Also, it's fun!

FIVE LITTLE FROGGIES

Five little froggies sat on a shore.
(Crouch like a frog)

One went for a swim, then there were four.
(Pretend to leap and swim off)

Four little froggies
(Crouch like a frog)

Looked out to sea.
(Put your hand at brow and look out to sea)

One went swimming, and then there were three.
(Pretend to leap and swim off)

Three little froggies said, "What can we do?"

One jumped in the water, then there were two.
(Pretend to leap and swim off)

Two little froggies sat in the sun.
(Crouch like a frog)

One swam off, and then there was one.
(Pretend to leap and swim off)

One little froggie said "This is no fun!"

He dived in the water, and then there were none!



HERE IS THE BEEHIVE

Here is the beehive. *(Make a fist)*

Where are the bees?

Hiding inside where nobody sees.

Watch them come creeping out of the hive,

One, two, three, four, five *(Release one finger at a time from the fist/hive)*

BUZZ-ZZZ *(Wiggle fingers)*

THE HOKEY POKEY

You put your right foot in

You take your right foot out.

You put your right foot in

And you shake it all about.

You do the hokey pokey

And you turn yourself around.

That's what it's all about.

REPEAT WITH "LEFT FOOT," "RIGHT HAND," "LEFT HAND," AND "WHOLE SELF!"

Books to Read this Month

Check out these books at the library. If they are not available, ask the librarian for a recommendation.

FOR READERS AGES 0-3

**Baby Up, Baby Down:
A First Book of Opposites**

by Abrams Appleseed

Inside Outside

by Lizi Boyd

**FOR
READERS
AGES 3+**

Night Owl Night

*by Susan Edwards
Richmond*

**River of
Mariposas**

by Mirelle Ortega



APRIL 2024

Daily literacy-building activities to share with your child.

SUNDAY	MONDAY	TUESDAY	WEDNESDAY	THURSDAY	FRIDAY	SATURDAY
	1 WRITING Talk a walk outside together. When you return home, work together to draw the story of your walk. What did you see?	2 PLAYING Take turns pretending to be a variety of animals. Bark and wag your tail like a dog. Wriggle like a snake. Be a bird flapping its wings.	3 TALKING Say a favorite nursery rhyme, but change an important word to something silly. <i>Hickory Dickory Dock, the mouse ran up the tree...</i>	4 SINGING Has it been raining a lot? Sing "Rain, Rain, Go Away." <i>(Words are on the back. ➡)</i>	5 COUNTING Talk about big and little today. Find and talk about items that are different sizes throughout the day.	6 READING Visit the library (in person or online) and check out books about spring. 
7 WRITING Create a piece of art. Look at the sky and draw the clouds. Be sure to sign your name! 	8 PLAYING Play follow the leader. One person (the leader) performs actions the others must follow. Take turns being the leader.	9 TALKING Use new describing words today. For example, say "enormous" instead of "big" and "wonderful" instead of "great."	10 SINGING Sing "Row, Row, Row Your Boat" during bath time. <i>(Words are on the back. ➡)</i>	11 COUNTING Cut a piece of toast in half. Say "Now we have two pieces the same size." 	12 READING Help your child stack blocks as high as you can. Count each block as you add it. How many can you stack before it tumbles over?	13 WRITING Make a dot painting with cotton swabs and paint to help develop fine motor skills.
14 PLAYING Cut out large shapes—a square, a triangle, a circle—and place them on the floor. Take turns telling which shapes to step on.	15 TALKING Talk about your day and their day. <i>I'm making breakfast. You're playing with blocks. We're getting ready to go out.</i>	16 SINGING Sing "I Hear Thunder." <i>(Words are on the back. ➡)</i>	17 COUNTING Draw a chalk grid with numbers and have the child jump to the numbers you call out.	18 READING Teach letter sounds by playing "I Spy." <i>I spy with my little eye something that begins with S. Yes! A spoon!</i>	19 WRITING Help your child experiment with a variety of writing tools. Use pencils, crayons, markers, and chalk on different types of paper.	20 PLAYING Go on a circle hunt! Make a list of all the circle-shaped items you find today. 
21 TALKING Choose a word of the day. Write the word down together. Use the word several times during the course of the day.	22 SINGING Make up a song about something that is familiar or interesting to your child.	23 COUNTING Count in nature. How many birds, rocks, flowers, trees do you see?	24 READING Place pieces of paper with big letters written on them around the room. Help your child find them. <i>Where's the letter A? On the chair!</i>	25 WRITING Write your child's first name in big block letters. Color and decorate it together. Talk about each letter.	26 PLAYING Make paper bag puppets and play with them. Introduce them to each other. <i>(Instructions are on the back. ➡)</i>	27 TALKING Go on a listening walk. Listen for birds, the wind, traffic, and point them out. At the end of your walk talk about what you heard.
28 SINGING Take turns singing bits of favorite songs to each other. 	29 COUNTING Line up the family from shortest to tallest. From tallest to shortest. From oldest to youngest. From youngest to oldest.	30 READING Help your child notice words throughout the day. Point out street signs, words on food cartons, billboards, and more.				

Talking is one of the best ways for children to learn new words.

Speak to your child often during the day and try to use many different words to express your ideas. Children love to imitate, and they will try to imitate your speech. Chances to chat include while you are getting dressed in the morning, eating breakfast, riding in the car, walking from the car to a store, playing together, doing chores, taking a bath, going to bed, and while saying goodnight. Ask lots of open-ended questions, those that require more than a yes or no answer.

PAPER BAG PUPPETS

You will need:

- Crayons or Markers
- Small paper bags, like lunch bags
- Yarn or ribbon
- Glue stick

Directions:

1. Use your crayons and markers to create a face on the bottom of your paper bag.
2. Use glue and yarn or ribbon to make hair. You can also draw your puppet's hair.
3. Color in the bottom part of your puppet to make clothes.
4. Put your hand inside the bag and put on a puppet show.

ROW ROW YOUR BOAT

Row, row, row your boat

Gently down the stream

Merrily merrily, merrily, merrily

Life is but a dream

I HEAR THUNDER

Sing to the tune "Frère Jacques"

I hear thunder, I hear thunder.

(Pound hands gently on floor or lap)

Listen, don't you? Listen, don't you?

(Cup hand to ear)

Pitter, patter raindrops; pitter, patter raindrops;

(Wiggle fingers in falling motion in front of face)

I'm wet through,

(Shake body)

So are you!

RAIN, RAIN, GO AWAY

Rain, Rain,


Go away;

Come again,

Another day;

Little [child's name]

wants to play



Books to Read this Month

Check out these books at the library. If they are not available, ask the librarian for a recommendation.

FOR READERS AGES 0-3

Bedtime for Bo

by Kjersti Annesdatter Skomsvold

Shhh! We Have a Plan

by Chris Haughton

FOR READERS AGES 3+

Telling Stories Wrong

by Gianni Rodari

The Book of Mistakes

by Corinna Luyken



MAY 2024

Daily literacy-building activities to share with your child.

SUNDAY

MONDAY

TUESDAY

WEDNESDAY

THURSDAY

FRIDAY

SATURDAY

SUNDAY		MONDAY		TUESDAY		WEDNESDAY		THURSDAY		FRIDAY		SATURDAY	
						1 WRITING		2 PLAYING		3 TALKING		4 SINGING	
						Play with play dough—it strengthens muscles needed for writing.		Go on an outside scavenger hunt. Make a list (tree, car, flower, bird, bus, etc.) and check off the items as you see them.		Take turns saying as many words as you can that rhyme with May. 		Play talent show. Take turns singing and/or dancing.	
5 COUNTING		6 READING		7 WRITING		8 PLAYING		9 TALKING		10 SINGING		11 COUNTING	
Go for a walk and find three different-sized twigs. Talk about shorter and longer. Ask your child to hand you the longest, the shortest, etc.		Ask your child to “read” to you by telling you their own story based on pictures in a book.		Make a Mother’s Day card and have your child “sign” their name. Scribbles are ok!		Play a stacking game. Use blocks, rocks, boxes, anything you have. Talk about what might make your stack tumble.		Talk about feelings you felt today. What made you laugh?		Sing “The Farmer Plants the Seeds.” <i>(Words are on the back. ➡)</i>		Sing “The Ants Go Marching.” <i>(Words are on the back. ➡)</i> 	
12 READING		13 WRITING		14 PLAYING		15 TALKING		16 SINGING		17 COUNTING		18 READING	
Draw the pictures to a story on 4-5 small pieces of paper. Help your child put the papers in proper sequence to tell the story.		Draw a large alphabet. Have your child practice finger tracing while you say the letters out loud.		Play a rhyming game. Choose a word and then come up with as many rhyming words as you can. Dog, frog, hog, log. Tree, see, me, knee.		Look for signs of spring. Go for a walk and talk about what you see. Point out new grass, birds, first flowers, leaf buds.		Sing a favorite song. Sing it fast. Sing it slow. Whisper it.		Ask questions about what is heavier. <i>Does an orange or a grape weigh more? Is Mom’s shoe or your shoe heavier?</i>		Find out the details of your library’s summer reading program. 	
19 WRITING		20 PLAYING		21 TALKING		22 SINGING		23 COUNTING		24 READING		25 WRITING	
Draw pictures together. Label the things you draw. 		Go for a walk after dark. Pretend you are an explorer. Talk about what you see. 		Enunciate words today. <i>Would you like a ba-ba-ba-nana? Banana begins with B! Can you close the d-d-d-door? Door begins with D!</i>		Involve your child in creating their own songs about their interests, favorite stories, or experiences.		Draw numbers on the sidewalk with chalk. Say them as you step on them.		Encourage your child to take the lead with reading. They can select the books and show you where to start.		Help your child begin to recognize words for a few common objects by labeling them. Shoe, Table, Door, Floor.	
26 PLAYING		27 TALKING		28 SINGING		29 COUNTING		30 READING		31 WRITING			
Set up an obstacle course and give your child directions. <i>Run to the park bench. Jump over the stick. Touch the ground. Come back to me.</i>		When reading a book today stop before you get to the end and ask your child what they think will happen next.		<i>You: ABCDEFG Child: HIJKLMNOP</i> Continue taking turns to finish the alphabet. 		Count the number of eggs in a carton. Explain that 12 items together is also called a dozen.		Act something out from the story you are reading.		Make a list of things you liked best about this month.			

Good readers have a large vocabulary.

Knowing lots of words helps children better understand what they read. You can help your children learn lots of words by:

- Having plenty of conversations. Take turns talking. It is important for you to ask questions and listen to what your children say in response.
- Read together! A lot!
- Make connections. Connect what you are reading in books to their lives. "Yes, Grandma has a black cat, too."
- Repetition. Children often love to read the same book over and over. This is a good thing as repeated readings help build vocabulary.



ANTS GO MARCHING


The ants go marching one by one, hurrah, hurrah.
The ants go marching one by one, hurrah, hurrah.
The ants go marching one by one,
The little one stops to eat a plum.
And they all go marching down,
To the ground, to get out of the rain.
BOOM BOOM BOOM

Two by two. Tie its shoe.
Three by three. Climb a tree.
Four by four. Shut the door.
Five by five. Take a dive.
Six by six. Pick up sticks.
Seven by seven. Tie a ribbon.
Eight by Eight. Close the gate.
Nine by Nine. Check the time.
Ten by Ten. Say THE END.

THE FARMER PLANTS THE SEEDS

Sing to the tune "The Farmer in the Dell"

The Farmer plants the seeds,
The Farmer plants the seeds, *(Pretend to plant seeds)*
Hi, ho, the dairy-o,
The farmer plants the seeds.
The sun comes out to shine... *(Make large circle with arms)*
The rain begins to fall...
(Hands flutter up and down)
The seeds begin to grow... *(Stand up tall)*
The farmer picks the crops... *(Pretend to pick crops)*
We all sit down to eat...
(Pretend to eat)



Books to Read this Month

Check out these books at the library. If they are not available, ask the librarian for a recommendation.

FOR READERS AGES 0-3

The Bunnies are Not in Their Beds

by Marisabina Russo

Don't Let the Pigeon Drive the Bus

by Mo Willems

FOR READERS AGES 3+

Night Lunch

by Eric Fan

The New Rooster

by Rilla Alexander



JUNE 2024

Daily literacy-building activities to share with your child.

SUNDAY

MONDAY

TUESDAY

WEDNESDAY

THURSDAY

FRIDAY

SATURDAY

							1 WRITING
							Go outside and observe insects like ants, butterflies, and bees. Talk about their behaviors and habitats. Draw images of the insects.
2 PLAYING	3 TALKING	4 SINGING	5 COUNTING	6 READING	7 WRITING	8 PLAYING	
Sit on cushions on the floor and pretend to be in a boat. Sing "Row, Row, Row, Your Boat." <i>(Words are on the back. 🐾)</i>	Pick out a family snapshot or random picture and ask your child to tell you about it. Expand on what your child says to create a story.	Recite "Little Miss Muffet." <i>(Words are on the back. 🐾)</i>	Measure your child's height and write it here: _____ Compare it to January's measurement.	Look at the covers of books together. Talk about what the book might be about.	Draw the outline of your child's hand. Write the date and have your child "sign" the drawing.	Write or tape paper letters on small plastic cups. Have your child use a ball to roll and knock over the cup as you call out the letters.	
9 TALKING	10 SINGING	11 COUNTING	12 READING	13 WRITING	14 PLAYING	15 TALKING	
Talk about summer. What are your favorite things to do in summer? How are summer and winter different?	Sing a favorite song to your child. Then sing it again but change a few words to make it silly.	Weigh your child and write it here: _____ How does it compare to January? 	Read a book about flowers and plants.	In the morning write today's To-Do list. Check things off as you do them. 	Play Leap Frog with stuffed animals. Explain that the game is called Leap Frog because players resemble frogs leaping through the air.	Talk about colors. What is your favorite color and why? Find your favorite color as many times as you can today.	
16 SINGING	17 COUNTING	18 READING	19 WRITING	20 PLAYING	21 TALKING	22 SINGING	
Recite the nursery rhyme "Diddle Diddle Dumpling." <i>(Words are on the back. 🐾)</i>	Select a number of small rocks and pebbles. Number them with a crayon or marker and help your child put them in order.	While reading a familiar book today, pause here and there to allow your child to say some of the words.	Make a word jar. Each day write a new word on a slip of paper and add it to the jar. Take turns pulling words out and discussing.	Play "Red Light, Green Light." <i>(Instructions are on the back. 🐾)</i> 	Ask W questions after reading a book. (Who, What, Where, When, Why.) <i>Why is the mouse laughing? What color is the truck?</i>	Sing one of your children's favorite books. 	
23 COUNTING	24 READING	25 WRITING	26 PLAYING	27 TALKING	28 SINGING	29 COUNTING	
Count the number of kisses you give your child today.	Look at a magazine together. Explain some of the pictures or illustrations. 	Work with your child to practice tracing. Draw big letters and shapes for them to trace.	Pretend you are swimming in the ocean. What do you see? Describe the fish, the plants, the sand, the seashells, etc. 	Talk about food. What do you like to eat? What should you eat for dinner?	Have a parade. Put on music and march around. Pretend to play instruments.	Sort items from your grocery bag together. <i>These things go in the pantry. These go in the refrigerator. What goes in the freezer?</i>	
30 WRITING							
Go to the library and pick out a book about summer.							

One way children learn vocabulary is from listening to stories.

They listen to understand what is being said, which helps them learn new words. Stories aren't just found in books. You can tell stories about your day, your memories from growing up, or something about your child's life. You can also use wordless picture books and make up a story together. With wordless books, you can develop imagination along with language and vocabulary skills. Make it fun! Having fun with words helps your child become more aware of words and eager to learn more.

LITTLE MISS MUFFET

Little Miss Muffet
Sat on a tuffet,
Eating her curds and whey
Along came a spider
And sat down beside her
And frightened Miss Muffet away

ROW YOUR BOAT

Row, Row, Row, Your Boat
Gently Down the Stream
Merrily, Merrily, Merrily, Merrily
Life is But a Dream

DIDDLE DIDDLE DUMPLING

Diddle diddle dumpling, my son John
Went to bed with his trousers on
One shoe off, and one shoe on
Diddle diddle dumpling, my son John.

RED LIGHT GREEN LIGHT

One person is the traffic light. When they say green light everyone can move toward the finish line. When they say red light everyone must immediately stop. Continues until everyone reaches the finish line.



Books to Read this Month

Check out these books at the library. If they are not available, ask the librarian for a recommendation.

FOR READERS AGES 0-3

Up Cat, Down Cat

by Steve Light

All the Colors

by Susie Jaramillo (text is in English and Spanish)

FOR READERS AGES 3+

Jabari Jumps

by Gaia Cornwall

Stroller Coaster

by Matt Ringler



JULY 2024

Daily literacy-building activities to share with your child.

SUNDAY	MONDAY	TUESDAY	WEDNESDAY	THURSDAY	FRIDAY	SATURDAY
	1 WRITING Plan a picnic. Together, write a list of things you will need to bring. Check off the list as you locate the items.	2 PLAYING Play store. Set up a store with your child's toys. Take turns being the check-out clerk and the shopper.	3 TALKING Talk about time. Draw a sun and underneath, write down things that happen during the day. Draw a moon and list things that happen at night.	4 SINGING Sing a song with movement, like "BINGO." <i>(Words are on the back. ➡)</i>	5 COUNTING Talk about sizes. Draw small boxes and large boxes. Ask your child to circle the small boxes.	6 READING Look at the cover of a book before reading it. Point out the book's title and say "The name of this book is..."
7 WRITING Write a short message and tuck it in your child's shoe. Read it together when your child finds it.	8 PLAYING Play "Follow the Leader" outside. Take turns being the leader. 	9 TALKING Use a fruit or vegetable your child loves. Talk about how it looks, tastes, smells, feels. Where does it grow? Where do you purchase it?	10 SINGING Play music with a fast tempo as you pick up and put away toys. Who can pick up the most toys?	11 COUNTING Compare amounts. <i>You have more crackers than I do. I have more blueberries than you do.</i>	12 READING Vary your voice as you read. Use different expressions to help your child learn about feelings.	13 WRITING Draw the outline of your child's hand on a piece of paper. Write the date and have your child "sign" the drawing. Save it.
14 PLAYING Use a flashlight to create shadows on a wall and let children create characters or animals to tell a story.	15 TALKING Take a walk outside. Talk about all you see. Talk about the weather and how it is different than in winter.	16 SINGING Sing or recite "Mary Had a Little Lamb." <i>(Words are on the back. ➡)</i> 	17 COUNTING Count how many birds you see today. Keep a list. Note location, color, sounds. At the end of the day look at your list and discuss.	18 READING After reading a book together have a conversation. Talk about your favorite parts. 	19 WRITING Help your child draw a picture of a summer activity. Have your child "sign" the picture. 	20 PLAYING Encourage children to engage in imaginative play where they create stories and scenarios using dolls, action figures, or other toys.
21 TALKING At bedtime talk about where various animals sleep at night. 	22 SINGING Play "Freeze" while dancing to music. When the music stops, everyone has to freeze.	23 COUNTING Use a piece of string to measure things. 	24 READING Read a book about summer.	25 WRITING Ask your child to dictate a letter to a special person. Show how to address an envelope and add a stamp. Then mail the letter together.	26 PLAYING Play "Riddle Me." <i>I'm bigger than your hand and I'm in the kitchen. What am I? Yes, A banana!</i>	27 TALKING Talk about things you do in the morning, things you do in the afternoon, and things you do at night.
28 SINGING Play "Echo Me." Clap, stomp, or beat a drum and have your child repeat the noise.	29 COUNTING Create a grocery list with your child. Together, look at what you have and decide what you will need to purchase.	30 READING Point out words everywhere you go today.	31 WRITING Spend time drawing together.			

You are your child's first teacher, and your home is where your child begins to learn.

Make your home a great place to learn. It doesn't take money to create special places where you and your child can talk, sing, read, write, play, and count. Here are a few ideas.

PLACES TO READ

Create a special space for your children to look at books. Have a comfortable chair or pillows and a small shelf or basket for favorite books. Make sure there's room for you and your child to sit together and that your child can reach books without needing help.

PLACES TO WRITE

Make it easy for your child to write throughout the day. Set up a space where your child can go on his or her own and use writing materials. Provide pencils, crayons, or markers of different sizes so your child can write with what is most comfortable. Use unlined paper.

PLACES TO PLAY

Play requires a little space, simple props, and some imagination and encouragement. You don't need special toys or expensive electronics. Provide props like large boxes, old clothes or costumes for dress up, empty food containers, and empty paper towel rolls. Play comes naturally to young children and is one of the primary ways they learn. Provide plenty of opportunities for your child to play.

B-I-N-G-O

There was a farmer who had a dog
and Bingo was his name-oh.

B-I-N-G-O

B-I-N-G-O

B-I-N-G-O

and Bingo was his name-oh.

There was a farmer who had a dog
and Bingo was his name-oh.

(clap)-I-N-G-O

(clap)-I-N-G-O

(clap)-I-N-G-O

and Bingo was his name-oh.

CONTINUE UNTIL ALL THE LETTERS IN
BINGO'S NAME ARE REPLACED WITH CLAPS.



MARY HAD A LITTLE LAMB

Mary had a little lamb,
Its fleece was white as snow,
And everywhere that Mary went
The lamb was sure to go;
It followed her to school one day
Which was against the rules,
It made the children laugh and play
To see a lamb in school.

Books to Read this Month

Check out these books at the library. If they are not available, ask the librarian for a recommendation.

FOR READERS AGES 0-3

Hello World! Backyard Bugs

by Jill McDonald

Higher, Higher

by Leslie Patricelli

FOR READERS AGES 3+

The Backyard Bug Book for Kids

by Lauren Davidson

Amara and the Bats

by Emma Reynolds



AUGUST 2024

Daily literacy-building activities to share with your child.

SUNDAY

MONDAY

TUESDAY

WEDNESDAY

THURSDAY

FRIDAY

SATURDAY

<p>4 SINGING</p> <p>Make music with things you have in the house like pots, pans, spoons, boxes, and cups.</p>	<p>5 COUNTING</p> <p>Talk about time. How long does it take to get to the park? How long does it take to get to the library?</p>	<p>6 READING</p> <p>Read a nonfiction book about birds. Talk about what you've learned. Say the rhyme "If I Were a Bird." <i>(Words are on the back. ↷)</i></p>	<p>7 WRITING</p> <p>Label the things in your child's room. Bed, dresser, table, book, closet. Point to the words and discuss.</p>	<p>8 PLAYING</p> <p>Play with blocks. What can you make? Form the blocks into a letter shape.</p> 	<p>9 TALKING</p> <p>Take an alphabet walk outside. Talk about things that begin with different letter sounds.</p>	<p>10 SINGING</p> <p>Sing or say "The Itsy Bitsy Spider." <i>(Words are on the back. ↷)</i></p> 
<p>11 COUNTING</p> <p>Put the family's shoes in order from biggest to smallest.</p> 	<p>12 READING</p> <p>Go to the library and check out a new book.</p>	<p>13 WRITING</p> <p>Draw a picture for a grandparent or other important person. Be sure to "sign" it.</p>	<p>14 PLAYING</p> <p>Play "What Fits?" Will the car fit inside your shoe? Will your shoe fit inside the car?</p>	<p>15 TALKING</p> <p>Plan a visit to your local library. Talk with your child about everything the library offers (books, toys, games, programs, etc.).</p>	<p>16 SINGING</p> <p>Pick a new kind of music you haven't listened to before. Listen together. Discuss.</p>	<p>17 COUNTING</p> <p>Set the table for a meal. How many plates will you need? How many utensils? Napkins?</p>
<p>18 READING</p> <p>Have a family storytime. Each person picks a book.</p> 	<p>19 WRITING</p> <p>Use play dough to shape your child's first name.</p> 	<p>20 PLAYING</p> <p>Play the yes-no game about time. <i>Is it time for breakfast? Is it time to read? Is it time for kisses?</i></p>	<p>21 TALKING</p> <p>Before going to bed, talk about things you did this morning, this afternoon, and tonight. What will you do tomorrow?</p>	<p>22 SINGING</p> <p>Sing a "good morning" song to greet your child in the morning.</p>	<p>23 COUNTING</p> <p>Draw a picture of a cookie. Ask your child how many chocolate chips or sprinkles to add. Count out loud as you add them to the picture.</p>	<p>24 READING</p> <p>Relate the story in a book to your child's experiences. "Remember when you saw a big dog?"</p>
<p>25 WRITING</p> <p>Write your child's first name. Talk about the first letter of their name. Make the sound and say words that begin with the letter.</p>	<p>26 PLAYING</p> <p>Sing "Scarecrow, Scarecrow" and do all the movements. <i>(Words are on the back. ↷)</i></p>	<p>27 TALKING</p> <p>Offer choices today. <i>Do you want this book or that one? Do you want water or milk? Would you like a banana or strawberries?</i></p>	<p>28 SINGING</p> <p>Take turns singing bits of favorite songs.</p>	<p>29 COUNTING</p> <p>Trace around your hand and around your child's hand. Talk about the difference in size.</p>	<p>30 READING</p> <p>Look at pictures in magazines or newspapers. Take turns telling stories about the pictures.</p>	<p>31 WRITING</p> <p>Write your child's name on paper and let them trace it using various materials like crayons, markers, or finger paint.</p>

Children's reading success in kindergarten and beyond begins with positive language and literacy experiences from the time they are infants.

- Young children have shorter attention spans. You can do activities for short bits of time throughout the day or whenever you have the chance.
- You can help your children learn in ways and at times that are best for them.
- Children learn best by doing—and they love doing things with YOU!

THE ITSY BITSY SPIDER

The itsy bitsy spider went up the water spout.

(Move fingers up toward sky)

Down came the rain and washed the spider out.

(Bring fingers down and back)


Out came the sun and dried up all the rain

(Move arms up over head)

And the itsy bitsy spider climbed up the spout again.

(Move fingers up toward sky)

REPEAT WITH "GREAT BIG SPIDER" USING A GRUFF, DEEP VOICE.



IF I WERE A BIRD

If I were a bird, I'd sing a song

And fly about the whole day long.

And when the night comes, go to rest,

Up in my cozy little nest.

SCARECROW, SCARECROW *Sing to the tune of "Twinkle, Twinkle, Little Star"*

Scarecrow, scarecrow, turn around,

Scarecrow, scarecrow, touch the ground.

Stand up tall and blink your eyes.

Raise your hands up to the sky.

Scarecrow, scarecrow, touch your toes.

Scarecrow, scarecrow, tap your nose.

Swing your arms so very slow,

Now real fast to scare the crows.

Raise your head, jump up and down.

Now sit down without a sound.

Books to Read this Month

Check out these books at the library. If they are not available, ask the librarian for a recommendation.

FOR READERS AGES 0-3

My Heart Fills with Happiness

by Monique Gray Smith

Little You

by Richard Van Camp

FOR READERS AGES 3+

Still This Love Goes On

*by Buffy Sainte-Marie
and Julie Flett*

Count on Me

by Miguel Tanco



SEPTEMBER 2024

Daily literacy-building activities to share with your child.

SUNDAY	MONDAY	TUESDAY	WEDNESDAY	THURSDAY	FRIDAY	SATURDAY
1 WRITING Draw the letters of the alphabet with your child. Practice tracing the letters with fingers while making the sound of the letters.	2 PLAYING Blow bubbles today. This strengthens muscles needed for speech.	3 TALKING Discuss opposites. Show examples of big and small, night and day, light and dark.	4 SINGING Clap your hands to the beat of a favorite song. 	5 COUNTING Lace Cheerios-type cereal onto a piece of yarn. Count them as you go. 	6 READING Read a book about insects that are active in late summer, like crickets or cicadas. Talk about how you can hear them at night.	7 WRITING Write your to-do list together. Have your child check off each task as it is completed. 
8 PLAYING Set up a tinkering station with materials like craft supplies, cardboard, and tape. Children can use their imaginations to create their own inventions.	9 TALKING Ask your child "What is your favorite game to play?" Talk about why and play it if you can.	10 SINGING Sing a favorite song in parts. You sing, then your child, then you, and so on.	11 COUNTING Count aloud as your child puts pebbles in a container one at a time, up to ten.	12 READING Have a family book club. Each person brings a book for a story time. 	13 WRITING Pop bubble wrap or play with squirt toys to develop muscles needed for writing.	14 PLAYING Tape a sheet of contact paper to the wall, sticky side out. See which toys stick and which do not.
15 TALKING Make silly sounds today. Encourage your child to also make silly sounds.	16 SINGING Play talent show. Each person sings a song or plays an instrument. (Instruments can be any noise-making items around the house.)	17 COUNTING Look for shapes around the house or outdoors. Encourage children to identify and name shapes they see.	18 READING Pick a favorite book. Ask your child to tell you what happens before you start reading.	19 WRITING Use your fingers to draw shapes in the air. Take turns guessing what each person drew.	20 PLAYING Go on a scavenger hunt. Look for things that begin with the "p" sound, like a plate, a pan, a pen.	21 TALKING Take turns telling each other simple stories. 
22 SINGING Sing or say "If You're Happy and You know It." <i>(Words are on the back. 🐝)</i>	23 COUNTING Use toy blocks to measure how long something is. How many blocks long is your arm, your foot, etc.?	24 READING Hang up a piece of paper with the words to "Are You Sleeping?" and sing it every morning and night. <i>(Words are on the back. 🐝)</i>	25 WRITING Write your child's first name. Talk about the first letter of their name. Make the sound and say words that begin with the letter.	26 PLAYING Play "Hot and Cold." <i>(Instructions are on the back. 🐝)</i> 	27 TALKING Use family photos to tell different stories. Encourage your child to tell a story.	28 SINGING Have a family sing-along. Each person gets to pick a favorite song.
29 COUNTING Count the number of people in your family. How many kids? How many grownups? How many pets?	30 READING Ask your child questions as you read to them today. <i>What do you think will happen next? Where did the little dog go?</i>					

Playing to Learn New Words

Play and have fun with words:

- Read a book with lots of made-up words like “How Do You Wokka-Wokka?” by Elizabeth Bluemle. Try making up more words to go with the story.
- Silly poems are fun and can teach new vocabulary.
- Kids love riddles and jokes, which often use a “play on words.” Laugh along as you talk about the answer to the riddle or joke.
- Having fun with words helps your child become more conscious of words and happy to keep learning.

IF YOU'RE HAPPY AND YOU KNOW IT

If you're happy and you know it clap your hands.

(clap, clap)

If you're happy and you know it clap your hands.

(clap, clap)

If you're happy and you know and you really want to show it, if you're happy and you know it clap your hands.

(clap, clap)

OTHER VERSES: STOMP YOUR FEET! TURN AROUND! SHOUT HOORAY! DO ALL FOUR!

ARE YOU SLEEPING?

Are you sleeping, are you sleeping?

Brother John, Brother John?

Morning bells are ringing, morning bells are ringing,

Ding ding dong, ding ding dong.



HOT AND COLD

1. Select a household item for hiding.
2. The finder closes their eyes while the hider hides the item somewhere in the room.
3. The finder searches for the item while the hider provide clues.
4. When the finder is close to the item, the hider responds “you're hot!”
5. When The finder is far from the item, the hider responds “you're cold!”
6. Take turns being the hider and the finder.

Books to Read this Month

Check out these books at the library. If they are not available, ask the librarian for a recommendation.

FOR READERS AGES 0-3

Brown Bear, Brown Bear, What Do You See?

by Bill Martin Jr.

Jump!

by Tatsuhide Matsuoka

FOR READERS AGES 3+

Lola Goes to School

by Anna McQuinn


Be a Tree!

by Maria Gianferrari



OCTOBER 2024

Daily literacy-building activities to share with your child.

SUNDAY	MONDAY	TUESDAY	WEDNESDAY	THURSDAY	FRIDAY	SATURDAY
		1 WRITING Start a list of things to do this week. Talk about it and decide who will do each.	2 PLAYING Make a collage. Cut out shapes and let your child arrange them on a piece of paper. Use a glue stick to secure them to the paper.	3 TALKING Talk about the weather today and what you should wear to go outside. 	4 SINGING Sing "good morning" using the Happy Birthday song. <i>Good morning to you, good morning to you. good morning (child's name), good morning to you.</i>	5 COUNTING Work with your child to draw an imaginary monster. Ask your child how many arms, eyes, teeth? What color?
6 READING Go to the library and take out a new book. Talk about new words you come across while reading the new book.	7 WRITING Write a grocery list together. Walk around the kitchen checking what you might need and add it to the list.	8 PLAYING Take a walk outside. Collect colorful leaves. Try to find as many different types as possible.	9 TALKING Use interesting new words. For example, <i>delightful</i> in place of <i>good</i> ; <i>voracious</i> in place of <i>hungry</i> , <i>scrumptious</i> in place of <i>delicious</i> .	10 SINGING Take turns singing bits of the alphabet song. 	11 COUNTING Trace the hand of each person in your family. Whose hand is bigger? Whose is smaller?	12 READING Spot letters on license plates today. Call them out as you see them. 
13 WRITING Write your child's name in big letters. Decorate the page and hang it where they can see it.	14 PLAYING Play "I Spy" with rhyming words. <i>I spy with my little eye something that rhymes with pie. What is it? Yes, Sky!</i>	15 TALKING Make flashcards with pictures of objects, animals, or actions. Ask your child to name what they see or describe what they see.	16 SINGING Sing "Five Little Speckled Frogs." <i>(Words are on the back. ➡)</i>	17 COUNTING Pick a point in your house or on your block. Count the steps to get there. 	18 READING Hold a favorite book upside-down or start reading it backwards. Talk about what is "wrong" with the way you are reading the book.	19 WRITING Work together to plan a walk around your neighborhood. Draw a map before you go and use it while you are walking.
20 PLAYING Play "restaurant." Create a menu together. 	21 TALKING Use interesting expressions. <i>I'm all ears</i> in place of <i>I'm listening</i> .	22 SINGING Sing "Five Little Ducks." <i>(Words are on the back. ➡)</i>	23 COUNTING Count the pumpkins you see today. Keep a tally.	24 READING Read a book about fall.	25 WRITING Write a list of words that rhyme with dog. 	26 PLAYING Play a rhyming riddle game. <i>What do you see that rhymes with bee? Yes, a tree!</i>
27 TALKING Smell different things and talk about them: spices, flowers, fruit, and cocoa. Which scents do you like or dislike?	28 SINGING Dance to a fast song and then dance to a slow song. Clap along to both songs.	29 COUNTING Create patterns using everyday objects like colored blocks. Encourage your children to continue the patterns.	30 READING Read a book about Halloween.	31 WRITING Spend time scribbling today.		

Parents are tremendous role models.

If your children see that you think reading is important and enjoy it, they will follow your lead. When you go to the library, check-out books for you and your children. Put your books somewhere at home where your child can see them. Let your children see you reading. Talk about what you've read, even if it is just to say, "That was a good book. I liked reading it."

FIVE LITTLE SPECKLED FROGS

Five little speckled frogs

(hold up five fingers)

Sat on a speckled log

Eating the most delicious bugs

YUM!

One jumped into the pool

(put down one finger)

Where it was nice and cool

Then there were four speckled frogs

(hold up four fingers)

START OVER FROM THE BEGINNING BUT WITH FOUR SPECKLED FROGS, THREE SPECKLED FROGS, TWO SPECKLED FROGS, ONE SPECKLED FROG. "THEN THERE WERE NO SPECKLED FROGS!"



FIVE LITTLE DUCKS

Five little ducks

Went out one day
Over the hill and far
away

Mother duck said
"Quack, quack,
quack, quack"

But only four little
ducks came back.

Four little ducks

Went out one day
Over the hill and far
away

Mother duck said
"Quack, quack,
quack, quack."

But only three little
ducks came back.

Three little ducks

Went out one day
Over the hill and far
away

Mother duck said
"Quack, quack,
quack, quack."

But only two little
ducks came back.

Two little ducks

Went out one day
Over the hill and far
away

Mother duck said
"Quack, quack,
quack, quack."

But only one little
duck came back.

One little duck

Went out one day
Over the hill and far
away

Mother duck said
"Quack, quack,
quack, quack."

But none of the five
little ducks came
back.

Sad mother duck

Went out one day
Over the hill and far
away

The sad mother
duck said
"Quack, quack,
quack, quack."

And all of the five
little ducks came
back.

Books to Read this Month

Check out these books at the library. If they are not available, ask the librarian for a recommendation.

FOR READERS AGES 0-3

Oh No, George!

by Chris Haughton

Trick or Treat, Pout Pout Fish

by Deborah Diesen

FOR READERS AGES 3+

**A Big Mooncake
for Little Star**

by Grace Lin

The Magical Yet

by Angela DiTerlizzi



NOVEMBER 2024

Daily literacy-building activities to share with your child.

SUNDAY

MONDAY

TUESDAY

WEDNESDAY

THURSDAY

FRIDAY

SATURDAY

						<p>1 WRITING</p> <p>Create a list of things to do this month. Hang it up where everyone can see. Have your child check off items as they are completed.</p>		<p>2 PLAYING</p> <p>Make a story box and tell stories together. <i>(Instructions are on the back. ➡)</i></p> 						
<p>3 TALKING</p> <p>At the end of the day talk about everything that happened. What did you like best about today?</p>			<p>4 SINGING</p> <p>Have a family sing-along. Each person gets to pick a favorite song.</p> 		<p>5 COUNTING</p> <p>Draw numbers 1-10 in big puffy letters. Help your child color in each one as you say each one.</p> 		<p>6 READING</p> <p>Read a book that won the Caldecott Medal. The library will help you find one based on what your child likes.</p>		<p>7 WRITING</p> <p>Draw a map of your neighborhood. Include landmarks your child knows. The park, the library, the red house on the corner.</p>		<p>8 PLAYING</p> <p>Go on a walk and collect leaves. Ask questions. <i>What color is that leaf? Are those two leaves the same or different?</i></p>		<p>9 TALKING</p> <p>Talk about your favorite books. Which do you like best and why?</p> 	
<p>10 SINGING</p> <p>Recite "Rub a Dub Dub" <i>(Words are on the back. ➡)</i></p>			<p>11 COUNTING</p> <p>Roll a small ball back and forth. Count to ten with each person saying a number each time they roll the ball.</p>		<p>12 READING</p> <p>Read fiction and nonfiction books about fall. Your library has lots to choose from!</p> 		<p>13 WRITING</p> <p>Finish the drawing. Start a drawing and have your child finish it or add to it.</p>		<p>14 PLAYING</p> <p>Make a blanket tent. Pretend you are sleeping there overnight. What will you bring? Read a book together in the cozy tent.</p>		<p>15 TALKING</p> <p>Wish upon a star tonight. Recite "Star Light, Star Bright." <i>(Words are on the back. ➡)</i></p>		<p>16 SINGING</p> <p>Sing a favorite rhyming song. Stop at the end of a line and have your child fill in the word. <i>(See "Twinkle, Twinkle Little Star" on the back. ➡)</i></p>	
<p>17 COUNTING</p> <p>Fill a jar with small objects and have your children estimate how many are in the jar. Then count together to see who was closest.</p>			<p>18 READING</p> <p>Snuggle together and read two favorite books and one new book you haven't read yet.</p>		<p>19 WRITING</p> <p>Draw your child's name in big puffy letters. Color them in together.</p> 		<p>20 PLAYING</p> <p>Take turns naming animals and making animal sounds.</p>		<p>21 TALKING</p> <p>Talk about opposites. Reach high to the sky and low to the ground. Take a big step and a little step.</p>		<p>22 SINGING</p> <p>Play favorite songs. Bounce, tap, clap to the rhythm.</p>		<p>23 COUNTING</p> <p>See how many cotton balls you can fit into a variety of different-sized containers. <i>How many fit in this cup? How many can fit in your pocket?</i></p>	
<p>24 READING</p> <p>Use your finger to follow along with the words in the book as you read to your child today</p>			<p>25 WRITING</p> <p>Make a book with your child. Draw letters and pictures to tell a story. Tape the pages together.</p>		<p>26 PLAYING</p> <p>Go for a morning walk. Walk slow. Walk fast (toddler pace). Repeat.</p>		<p>27 TALKING</p> <p>Rhyming Day! Incorporate rhymes wherever you can. Look at the birds, they fly high in the sky.</p>		<p>28 SINGING</p> <p>March to a drum. Use any empty container to act as a drum.</p>		<p>29 COUNTING</p> <p>Use rulers, measuring tape, or even footsteps to measure different objects around the house or outside.</p>		<p>30 READING</p> <p>Read a book about winter.</p>	

Listening to nursery rhymes and songs is an early literacy experience that helps children understand how language and stories work.

Recite rhymes and sing songs with children from the time they are infants. This helps them become aware of and then play with the sounds in the words. Many rhymes tell a story with a beginning, middle, and end. This shows children how stories work and that events happen in a sequence. Good readers understand that stories and books have a beginning, middle, and end. After reciting a rhyme or singing a song ask your child about the song. What happened at the beginning? What happened at the end?

RUB A DUB DUB

Rub a Dub Dub

Three Men in a Tub

And Who Do You Think They Be?

The Butcher, The Baker, The Candlestick
Maker

And All of the them Out to Sea

MAKE A STORY BOX

1. Use a small box and decorate it together. Label it Story Box.
2. Find random pictures with no words to add to the story box. Use family snapshots, advertisements from magazines, and other pictures.
3. At story time each person takes a picture (without peeking) and tells a short story about the picture.

TWINKLE, TWINKLE, LITTLE STAR

Twinkle, twinkle, little star

How I wonder what you are

Up above the world so high

Like a diamond in the sky

Twinkle, twinkle little star

How I wonder what you are


STAR LIGHT, STAR BRIGHT

Star light, star bright,

The first star I see tonight;

I wish I may, I wish I might,

Have the wish I wish tonight.



Books to Read this Month

Check out these books at the library. If they are not available, ask the librarian for a recommendation.

FOR READERS AGES 0-3

Odd Beasts: Meet Nature's Weirdest Animals

by *Laura Gehl*

Hello World! Weather

by *Jill McDonald*

FOR READERS AGES 3+

Cece Loves Science

by *Kimberly Derting and
Shelli R. Johannes*








Hello, Puddle!

by *Anita Sanchez*



DECEMBER 2024

Daily literacy-building activities to share with your child.

SUNDAY	MONDAY	TUESDAY	WEDNESDAY	THURSDAY	FRIDAY	SATURDAY
1 WRITING Make a winter card to send to someone special. Who will you send it to? Use a stamp and post the card in a mailbox.	2 PLAYING Make an indoor tent with blankets and furniture. Cuddle together and read favorite books.	3 TALKING Talk about family traditions. Look at photos from previous years and talk about things you will do again this year.	4 SINGING Change the way you sing a familiar song. Sing it faster or slower. Change up the words.	5 COUNTING Weigh your child and and write it here: _____ Compare it to January and June.	6 READING Read books about different holidays and how people celebrate them. 	7 WRITING Wrap and unwrap blocks with tin foil. This helps strengthen writing muscles and manual dexterity.
8 PLAYING Pretend to be an animal that likes cold weather. Who will you be?	9 TALKING Talk about your feelings. What made you happy today? 	10 SINGING Sing "The Frost Song." <i>(Words are on the back. ↗)</i>	11 COUNTING Measure your child's height and write it here: _____ Compare it to January and June.	12 READING Read stories and then talk about them. Ask, 'What was your favorite part of the story?' or 'Which character did you like best?'	13 WRITING Use words or drawings to label objects and create signs for different areas of the house.	14 PLAYING Trace a variety of different objects on a piece of paper.
15 TALKING At mealtimes, talk about the food that you are preparing, what tools you are using, how you are making it, and how it will taste.	16 SINGING Recite "Three Little Kittens." <i>(Words are on the back. ↗)</i> 	17 COUNTING Make a high tower with blocks. How many blocks did you use?	18 READING Be a reading role model. Let your child see you reading a book, magazine, or newspaper.	19 WRITING Have each family member write one thing they liked about this week. Have your child decorate the paper.	20 PLAYING Use play dough to make a snowman. 	21 TALKING Encourage family members to share stories about their day during dinner or before bedtime.
22 SINGING Sing "Cold and Snowy Morning" <i>(Words are on the back. ↗)</i>	23 COUNTING Name three things you have to wear in winter. 	24 READING Read a variety of books about winter.	25 WRITING With your child, make a book of words and drawings of things they are interested in. 	26 PLAYING Go for a short walk after dark. What do you see? What does it feel like outside?	27 TALKING Talk about favorite things that happened in the past year.	28 SINGING Sing nonsense words to a familiar tune. Sha la la. Doo bee doo bee doo bee doo wop bop, etc.
29 COUNTING Work together to put a stack of children's books in order from largest to smallest.	30 READING Read a book of nursery rhymes. The library can help you find one.	31 WRITING Write a list of things to do in 2024.				

Your library helps children get ready to read.

- The library has many materials and ideas you can use to talk, sing, read, write, play, and count with your child. It doesn't matter if your child is four days old or four years old, we have books, music, programs, and services to help your child develop language and prereading skills.
- We have books to read together, music to borrow, places where you can write, places to play and learn, and programs for all ages.

THE THREE LITTLE KITTENS

The three little kittens, they lost their mittens,
And they began to cry,
"Oh, mother dear, we sadly fear,
That we have lost our mittens."
"You lost your mittens?
You poor little kittens.
Well, let us have some pie.
Meow, Meow, Meow
Let us have some pie."

THE FROST SONG *Sing to the tune of "The Farmer in the Dell"*

The frost is in the air.
The frost is in the air.
It's wintertime, it's wintertime,
The frost is in the air.

The frost tells me it's cold.
The frost tells me it's cold.
It's wintertime, it's wintertime,
The frost tells me it's cold.

SING OTHER VERSES IN WHICH THE FROST IS "ON THE ROOF," "ON THE WINDOWS," AND "ON THE GROUND"

COLD AND SNOWY MORNING *Sing to the tune of "Here We Go Round the Mulberry Bush"*

This is the way we put on our mittens Put on our mittens Put on our mittens This is the way we put on our mittens On a cold and snowy morning	This is the way we shovel the snow Shovel the snow Shovel the snow This the way we shovel the snow On a cold and snowy morning
---	--

This the way we put on our coats Put on our coats Put on our coats This is the way we put on our coats On a cold and snowy morning	This is the way we build a snowman Build a snowman Build a snowman This is the way we build a snowman On a cold and snowy morning.
--	--

This is way we put on our hats
Put on our hats
Put on our hats
This is the way we put on our hats
On a cold and snowy morning



Books to Read this Month

Check out these books at the library. If they are not available, ask the librarian for a recommendation.

FOR READERS AGES 0-3

First Snow

by Bomi Park

Some of These Are Snails

by Carter Higgins

FOR READERS AGES 3+

Winter Walk in the City

by Cathy Goldberg Fishman

Do I Have to Wear a Coat?

by Rachel Isadora

